



Antibodies

Access our custom and bulk services for reagents used in the development and optimization of immunoassays for in-vitro diagnostics.

Who we are

Founded

by scientists in 1982, Jackson ImmunoResearch has over 40 years of experience manufacturing high-quality secondary antibodies and complementary products such as blocking serums, control proteins, and streptavidin conjugates. We have extensive experience in immunoglobulin purification, conjugation, and lyophilization. Sister company, Jackson ImmunoResearch Europe, was founded in 2004. Together we are the global leader in secondary antibody manufacture and supply.

We take pride in our innovative products, fast and efficient customer service, guaranteed product quality, long-term product consistency and reliable performance. We've made substantial investments in talent and technology to help drive development and ensure that Jackson ImmunoResearch can meet customers' needs as they grow and evolve.

What we provide

We manufacture a comprehensive range of secondary antibodies and related products.



High-Quality Secondary Antibodies



Range of Host Species



Range of Formats



Target Specificities



Conjugates



Allied Reagents



Want **Expert Advice?**

Our Bulk and Custom Services


Working with Jackson ImmunoResearch allows customers to smoothly transition from R and D stages through to manufacturing and production. Customers can be confident they have the right product for their needs, whatever the quantity.



Our Services: Bulk and Custom

Custom Consultancy for Antibody Selection

Our antibodies are featured in diagnostic kits and applications worldwide. We know our antibodies, and we'd like to offer you access to our technical expertise. Whether you're looking to produce an IVD kit, point of care test, LFIA, or high-throughput screen, our technical team can help you optimize your efforts at all key steps from the initial R and D to large-scale production.



Our Process

1

Technical Consultation

At the outset of each project, our team will work with you to understand your technical requirements. Whether you need a large volume, custom specificity or advice on conjugate choice, leverage the experience of JIR's team to tailor our services for you.

2

Solution Proposal

After discussion, we'll follow-up with a proposal, providing recommendations.

3

Logistics and Time Frames

Working with you, our customer service team will build an accurate fulfilment plan outlining key stages and deadlines that work with your schedule.

4

Testing and Delivery

Product material can be put on hold if you wish to test samples for suitability. Once an order is accepted, we can help you with aspects of logistics such as customs.

Select the Right Specificity for Optimal Results

Jackson ImmunoResearch Secondary Antibodies are available with species and fragment specificity, meaning you can tailor your assay. Choose from common diagnostic target species, such as Anti-Human or Anti-Mouse, or veterinary targets, such as Anti-Swine or Anti-Dog. With fragment-specific antibodies, including Anti-VHH (Nanobody[®]) assay development can accommodate the testing of novel diagnostic and therapeutic challenges.

*See back-cover

7

Anti-Ig (H+L)

Raised against the whole Ig molecule, these antibodies bind both the heavy and light chains of the IgG molecule, detecting all immunoglobulin classes, including IgG, IgM, IgA, IgE and IgD, and subclasses through their light chains. Anti-Ig (H+L) antibodies have broad epitope recognition and are suitable for most immunodetection procedures.

• Anti-IgG + IgM (H+L)

We also offer combined specificity to IgG and IgM. They react with the light chains shared among immunoglobulins and may react with IgA, IgD and IgE.

• Anti-Human IgA + IgG + IgM (H+L)

For balanced detection of human Ig use Anti-human IgA+IgG+IgM (H+L) antibodies that detect the heavy chains of human IgA, IgG and IgM.

Anti-IgG, F(ab')₂ Fragment Specificity

Anti-F(ab')₂ antibodies are useful for specificity, binding epitopes across the light and heavy chains of the antigen binding fragment, and may be used to detect scFv antibodies.

Anti-Camelid IgG, VHH Domain

Targeting the VHH domain of alpaca and llama IgG subclasses 2 and 3, this specificity offers utility when detecting nanobodies.

Fc Fragment Specific for Ig Class Specificity

To detect your desired Ig class specifically, choose Fc fragment-specific antibodies. These antibodies react with the Fc portion of the Ig heavy chain and are cross-adsorbed against other Ig classes for specific detection.

• Anti-IgG, Fc/Fc_γ Fragment Specific

Tested by ELISA and/or adsorbed against Fab fragments. Anti-IgG Fc specific antibodies offer unsurpassed differentiation. Antibodies targeting human, mouse, and rat are additionally tested and/or adsorbed to minimize cross-reactivity to IgM and/or IgA, and are labeled "Anti-IgG, Fc_γ".

• Anti-IgM, μ Chain, Fc5 μ Fragment Specific

These antibodies react with the heavy chain of IgM. Tested by ELISA and/or adsorbed against IgG, they offer exquisite specificity to IgM. Anti-human IgM, Fc5 μ , is additionally tested and/or adsorbed to minimize cross-reactivity to IgA.

• Anti-Human Serum IgA, α Chain Specific

These antibodies react with the heavy chain of IgA. They have been tested by ELISA and/or adsorbed to minimize cross-reactivity with human IgG and IgM.

• Anti-Human IgE, Epsilon Specific Monoclonal Antibodies

Jackson ImmunoResearch Anti-Human IgE antibodies are available in two different clones (ME.114 and 10A10) and are both mouse-derived monoclonal antibodies with reactivity to human E class immunoglobulins and are epsilon chain specific.

Anti-Mouse IgG, Fc_γ Subclass Specific

They are intended for distinguishing between mouse IgG subclass antibodies. They are specific to the Fc fragment of the heavy chain of the individual mouse IgG subclasses and are tested by ELISA and/or adsorbed to minimize cross-reactivity to other subclasses, Fab fragments and IgM; and human, bovine and rabbit serum proteins.

Anti-IgG, Light Chain Specific

These antibodies react with the light chains shared by IgG and the other immunoglobulins.

Additional Specificities

For labelling endogenous proteins or nucleic acid probes, and signal enhancement or signal conversion.

Anti-Fluorescein

Anti-HRP

Anti-Biotin

Anti-Digoxin


















Anti-His Tag

8



Species-Specific Antibodies

Access Jackson ImmunoResearch's Comprehensive Range of Species-Specific Antibodies

-  Goat
-  Donkey
-  Rabbit
-  Alpaca
-  Bovine
-  Cat
-  Chicken
-  Dog
-  Guinea Pig
-  Armenian Hamster
-  Syrian Hamster
-  Horse
-  Human
-  Mouse
-  Rat
-  Sheep
-  Swine

Cross Adsorption for the Ultimate in Specificity

When working with multiple species in one assay, choose cross-adsorbed antibodies to avoid non-specific detection from inter-species cross-reactivity. Jackson ImmunoResearch antibodies designated "(min X ... Sr Prot)" in the description have been tested and/or adsorbed against IgG and/or serum proteins of those species indicated in the parentheses.

Does Host Species Matter?






Reagents in a Wide Range of Host Species















Jackson ImmunoResearch produces antibodies in a wide range of host species, with goat being a common choice for products moving from R and D through to commercialization. Larger host animals facilitate the production of greater volumes of raw material, accommodating consistent batch quality even for large lot sizes.

Our goal is to ensure that customers can select the best products for their large-scale assay and kit development needs while offering competitive cost-per-assay pricing. We also manufacture Anti-Human antibodies with strong affinity and avidity in mice, rabbits, alpacas, and donkeys.

Our Primary Host Species

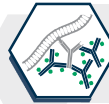
-  Goat
-  Donkey
-  Rabbit

Additional Host Species That we Offer

-  Alpaca
-  Syrian Hamster
-  Bovine
-  Horse
-  Cat
-  Human
-  Chicken
-  Mouse
-  Dog
-  Rat
-  Guinea Pig
-  Sheep
-  Armenian Hamster
-  Swine

Formats Offered

Whole IgG Secondary Antibodies



Suitable for the majority of immunodetection procedures. We offer a comprehensive range of species, specificities and conjugation options.

AffiniPure-VHH™ Secondary Antibodies



VHH Fragments offer a fantastic solution for high- quality and high-resolution imaging.

F(ab)₂ Secondary Antibodies



To avoid binding to Fc receptors on live cells or to Protein A or Protein G.

Fab Fragment Secondary Antibodies



Monovalent antibodies for blocking endogenous Ig, or for multiple labeling involving primary antibodies from the same host species.

Purified Serum Proteins



For use as experimental controls.

Normal Serums



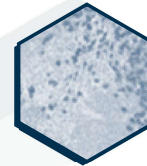
Blocking agent to reduce background from non-specific, conserved sequence, and/or Fc receptor binding.

Reporter Enzymes and Other Probe Molecules




Horseradish Peroxidase (HRP)

HRP is suitable for all immunotechniques employing colorimetric and chemiluminescent detection methods, including Western blotting, immunohistochemistry and ELISA.




Alkaline Phosphatase

Alkaline phosphatase conjugates are sensitive reagents suitable for solid-phase immunoassays such as ELISA and Western blotting. Although alkaline phosphatase conjugates are sometimes used for immunohistochemistry, penetration into tissues may be limited by their large sizes.



Biotin-SP (Long Spacer)

Biotin is an excellent conjugate for detection when used in immunohistochemistry techniques. Biotin conjugates can be employed in signal amplification techniques.



Streptavidin

Streptavidin is commonly used in combination with biotinylated reagents to amplify signal in assays requiring the highest sensitivity.



ImmunoGold Reagents

ImmunoGold colloidal gold reagents are available in a range of particle sizes from 4 nm to 40nm, allowing the appropriate size to be chosen for brightfield or electron microscopy, and lateral flow immunoassays.

A Wide Selection of Conjugates to Suit a Range of Applications and Techniques

Fluorophores

The following eighteen fluorescent probes are currently available from Jackson ImmunoResearch. They cover the most commonly used excitation sources and filter sets from blue to infrared emissions.

	Excitation Peak	Emission Peak
AMCA	350 nm	450 nm
BV421™	407 nm	421 nm
DyLight™ 405	400 nm	421 nm
BV480™	436 nm	478 nm
Alexa Fluor® 488	493 nm	519 nm
FITC	492 nm	520 nm
Cy™3	550 nm	570 nm
R-PE	many, 488 nm	580 nm
Alexa Fluor® 555	552 nm	572 nm
RRX	570 nm	590 nm
Alexa Fluor® 568	577 nm	602 nm
Alexa Fluor® 594	591 nm	614 nm
APC	many, 650 nm	660 nm
Alexa Fluor® 647	Alexa Fluor®	667 nm
Cy™5	647 650 nm	670 nm
PerCP	many, 488 nm	675 nm
Alexa Fluor® 680	684 nm	702 nm
Alexa Fluor® 790	792 nm	803 nm



What are the **Benefits** of Working with JIR?



Reliability

Our reputation is what defines us as a business. Supplying antibodies and reagents to some of the world's leading manufacturers and developers in the diagnostics and clinical markets means that we understand the requirements of the most demanding projects.



Choice

With over 3500 products, our comprehensive portfolio offers a wide range of specificities, host species, formats, and conjugates for clinical, diagnostic, and research applications.



Quality

Bulk orders offer consistent product quality with minimal lot-to-lot variation. [See back cover for Quality Assurance statements.](#)



Supply

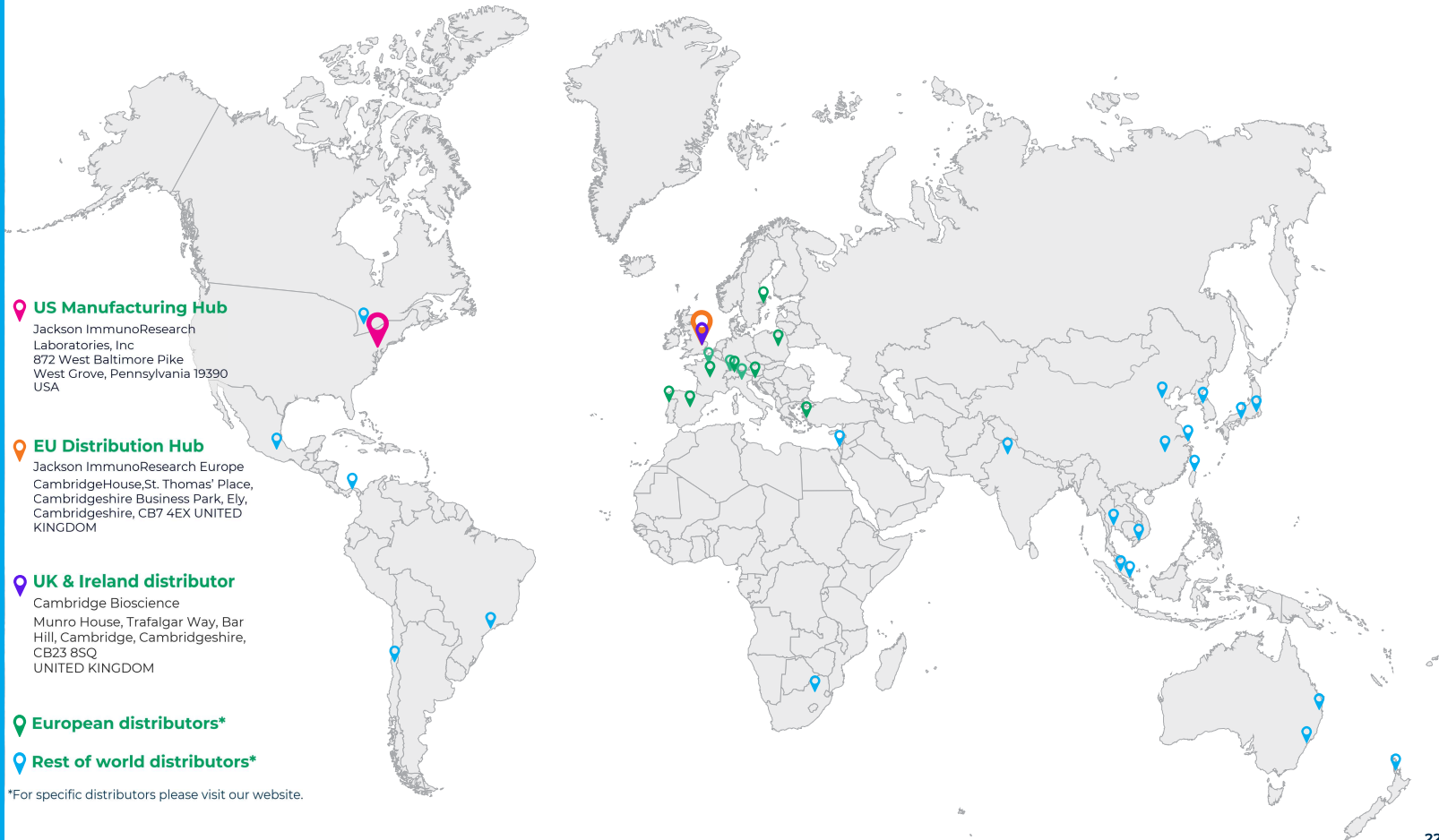
We can scale up and supply most standard inventory products to bulk volumes (milligrams and grams), securing products for long-term supply chain stability.



Value/Cost

We offer competitive pricing for custom and inventory stock helping you make the most cost-efficient choice for your application. Our 30-day test-and-hold policy means you can assess product suitability while locking in value by buying bulk quantities.

Worldwide Delivery Through our Global Network of Distributors





Jackson ImmunoResearch Laboratories Inc. is certified by BSI to ISO 9001:2015 under certificate number FM 545248.

AffiniPure™ Antibodies is a trademark of Jackson ImmunoResearch Laboratories, Inc.

Alexa Fluor® is a trademark of Life Technologies Corp. The dyes are provided under an agreement between Life Technologies Corp and Jackson ImmunoResearch Laboratories, Inc and the manufacture, use, sale, or import of these dyes is sold pursuant to a license from Life Technologies Corp for use of its fluorescent dye technology

For information on purchasing a license to this product for purposes other than research, contact Life Technologies Corp, 5791 Van Allen Way, Carlsbad, CA 92008 or outlicensing@lifetech.com.

Cy™ and **CyDye™** are registered trademarks of GE Healthcare.

Brilliant Violet™ conjugates are provided under an intellectual property license from Sirigen Inc., a Becton, Dickinson and Company affiliate.

Nanobody and Nanobodies are registered trademarks of Ablynx N.V.

Specializing

in Secondary Antibodies
and Conjugates

Have a question? Contact us at

[Cambridge Bioscience](#)